



Dear Seder Participants:

The Ninth Project Keshet Global Women's Passover Seder this year will be **dedicated to the State of Israel**. To commemorate our solidarity with Israel and with our people, during our Seder celebration we will all take part in a particularly meaningful and beautiful creative project. Below, please read the Open Letter from our Resident Artist Olga Shmuylovich, whose brainchild this project is, and whose inspiration and energy will lead us in bringing it to life.

Also, a reminder: if you have not already done so, please **complete and mail the enclosed Seder Registration form**. We would like to accommodate as many people as we can, but space is limited! The registration deadline is March 28, 2003. We hope to see you at the Seder on April 6, 2003!

Seder Organizers



An Open Letter to Seder Participants

Celebrating our ALIYAH
from Mitzraim to Freedom
we are sending the Message
of boundless timeless bond
among our people

We are making -
out of the substance
marked with our bitter memories -
bricks -
our Menorah:
symbol of the True Free Spirit
of US, the people ISRAEL.

My name is Olga Shmuylovich.

As an artist I have a lifelong experience of exploring Jewish themes in all my projects. I know for sure: using our famous Jewish Creative Spirit, we can turn any casual thing into a heartwarming piece of Art, telling to the World:

Yes, Life is precious and beautiful, and our people are a living proof of this message!
The World needs to hear our voice now.

At our Project Keshet Global Women's Passover Seder we can make it happen.
When you attend the Seder, you would become a part of this exciting project.

Here is how it works.

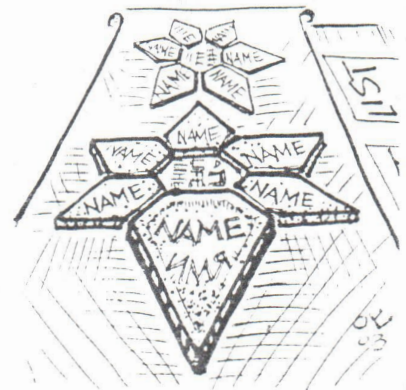
Imagine: ... you are entering the Lobby of the Brandeis University Faculty Center.



You are approaching the
Registration Tables.

They are beautifully decorated with
Stars of David, made of ceramic tiles
- thin "bricks" - placed onto the
colorful parchment unrolled on the
tables: long line of Stars.
Come closer. You will see: each Star
has an open hexagonal space in its
middle; the words

Peace Life
Good Will Well Being



are beautifully written there.

Each point of each Star - each "brick" - bears the name of one of us participants



You pick up "your" brick – with your name on it – and give it to the volunteer at the Registration Table.




On the space, now opened by removing "your" brick, add your own Good Wishes to Israel by writing your name (and your thoughts, if you wish).



Meanwhile, "your" brick will be added to many other bricks on the specially prepared structure, which – when finished –

will become a Menorah!



And so it goes: ...person-by-person...word-by-word...brick-by-brick...until all are here.

Thus by simple act of coming together we will have created:

- The Message Scroll, blossoming with Stars of David, filled with our thoughts, feelings and names.
- 3-Dimensional Sculpture made of "our" bricks, our new Menorah.
- We kindle the Menorah at the conclusion of our Seder.

Action "Message and Menorah"

Brandeis University, The Faculty Center
April 6, 2003

Scenario for Volunteers

= Volunteers are requested to come to the Faculty Club by 3p.m.

They will perform their part with their "messages" and "bricks"; set their stations.

=3:30 p.m.

Seder participants are starting to arrive.

The registration begins.

=We all are at our "stations", from [1] to [6].

Our bricks have been picked up and become A PART OF THE MENORAH;

Our points of Star have been signed and become A PART OF THE MESSAGE.

Thus anyone can see how it works.

=We are not leaving or changing our "stations" until all is done (or it has been decided that all is done):

- attendees have arrived – for [1]
- everyone knows, where and how to get registered – for [2], [3]
- the Stars are filled with names – for [4]
- the bricks are delivered to the Menorah Staging Area – for [5]
- Menorah is staged – for [6]

The exception: [6.2] of this Scenario

Stations

1

Greeting at the DOOR.

(one person)

2

Directing to the tables with the Scrolls and Registration Lists, explaining, that there we have the Seder attendees registered.

(one person)

3

Directing to the CORRECT TABLE.

Names on the bricks – on the Stars – on the Message Scrolls – are placed in the alphabetical order.

So, an attendee, by her last name, goes to one of the 4 tables.

The Volunteer(s) at this station should know, how this alphabetical line of names has been divided into 4 portions.

(one or two people; if two – one should be Russian speaking)

4

At the tables.

Helping in finding and picking up the CORRECT BRICK, with the attendee's NAME on it ("Eva Adams").

Registrar, who is sitting at this same table (4 tables – 4 Registrars) does the registration of "Eva Adams".

Volunteer at [4] is suggesting to "Eva Adams" that she SIGNS "her" point of the Star.

Volunteer at [4] is sending this PICKED "Eva Adams" brick to the Menorah Staging Area (through "Runner")

(four people)4

5

"Runner(s)".

COLLECTING picked up bricks.

DELIVERING picked up bricks to the Menorah Staging Area.

(two people)

6

Staging the Menorah.

RECEIVING the bricks from the Runners.

PUTTING the bricks onto the Menorah Structure.

(two people)

Olga S.,

6.1

In case I have to write names of "just comers" on the blank bricks, the other at [6] is staging.

6.2

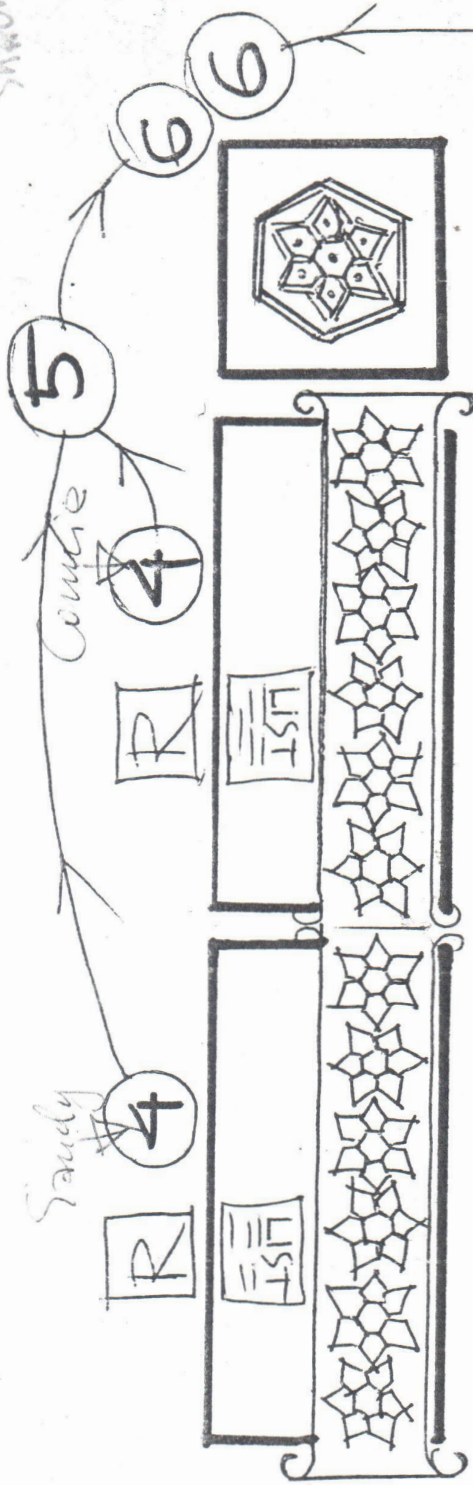
the field of the Action is entirely observed from this station; so, if it is needed, the one at [6] – not Olga – runs to the weaker station to help.

DOOR?

1?

WINDOWS WINDOWS

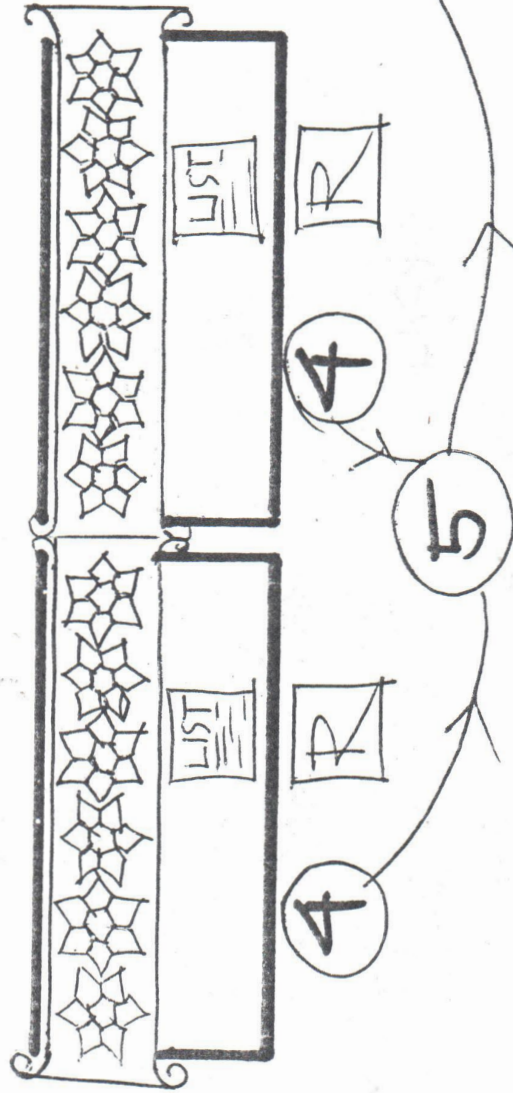
SHARON



2

Julia

3




DOOR?

1?

KITCHEN


FUNCTION HALL



Olga Shmuylovich, 'Message and Menorah' project



Olga Shmuylovich, 'Message and Menorah' project



Olga Shmuylovich, 'Message and Menorah' project



Olga Shmuylovich, 'Message and Menorah' project